INTRODUCING ONYX 22

Our newest version of industry-leading software

ONYX 22 introduces a new user experience with technologies designed for modern print businesses wanting fast, easy-to-use tools for everyday automation.

What’s new in ONYX 22?

- Drag-and-drop file handling in RIP-Queue
- Drag-and-drop Quick Sets from the UI
- Smart job submission automation workflow
- Job placement tools for enhanced nesting
- Automated image cropping using Quick Sets
- Printer versioning and auto-backup
- All new ONYX Color Reference Library
- New color tools for output accuracy
- The latest Adobe PDF Print Engine (APPE) 5.7

New user experience

ONYX 22 simplifies the print production process

User experience expectations are changing. Software owners and operators need fast, easy-to-use tools that are intuitively designed.

ONYX 22 introduces a new drag-and-drop user experience for print and automation to simplify the print production process.

Save time with drag-and-drop user interface

- Drag-and-drop files directly to the RIP-Queue
- Make fast edits with fewer clicks before ripping including:
  - page size
  - rotation
  - mirror
  - copies
- Add important customer data and job notes that carry through to production

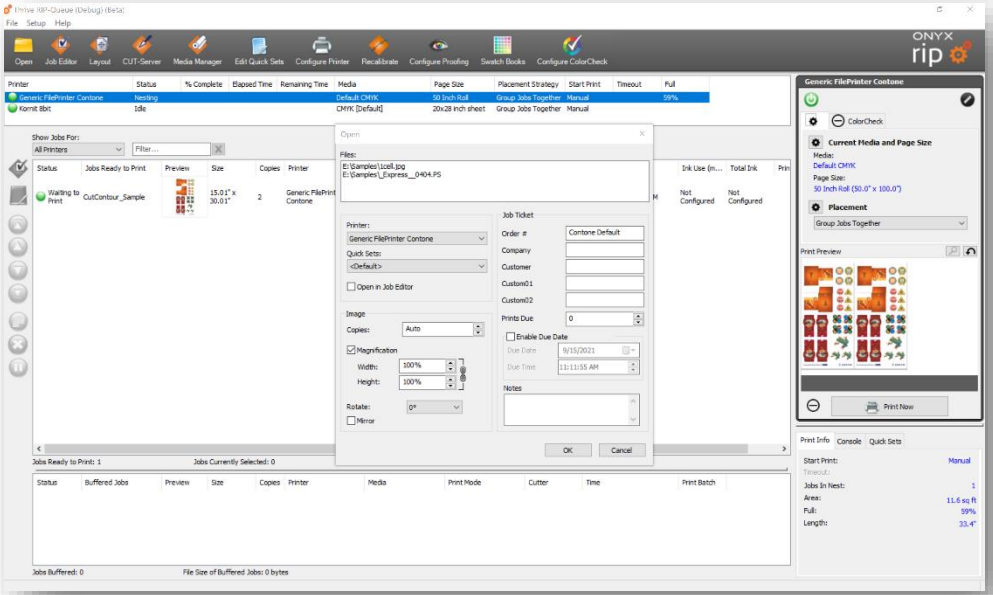

Achieve automation with drag-and-drop Quick Sets

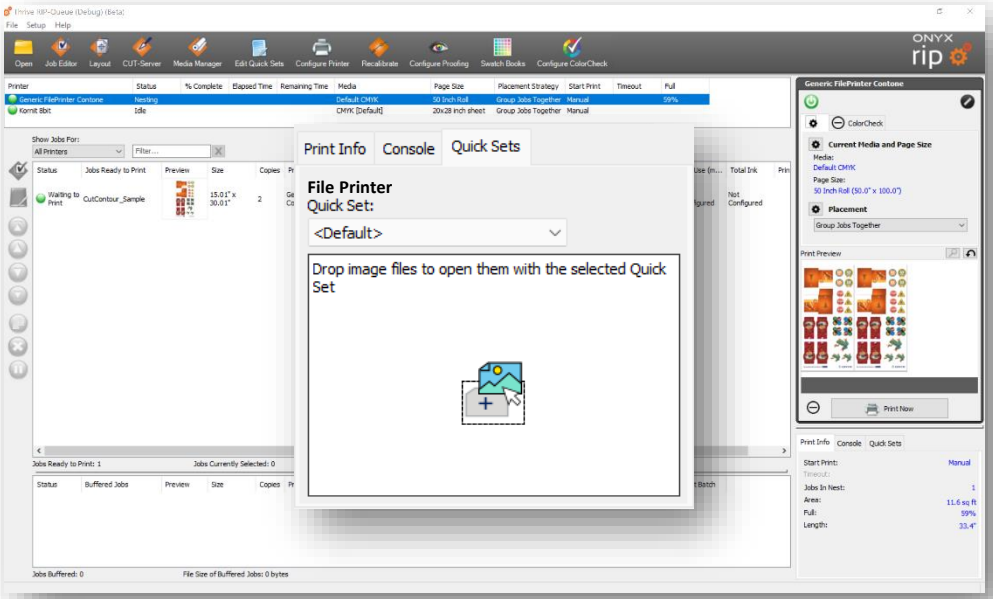

- Drag-and-drop files to the Quick Sets tab to apply easy automation
- Automatically add Quick Set common jobs settings to the RIP-Queue
- Reduce manual errors on complex jobs

Everyday automation

Solving the need for everyday automation

Modern print businesses need easy-to-use automation controls that reduce manual touch points that slow production and leave room for errors.

ONYX 22 introduces new technologies to streamline production for everyday automation.

Design to print to in one seamless workflow

- Smart job submission with filename automation ensures prints match customer orders
- Define print settings by filename including:
  - Copies (1 to 9999)
  - Magnification (1 to 10,000%)
  - Rotation (0, 90, 180, 270)
  - Order Number
  - Company Name
  - Customer Name
- Filename print settings automatically apply in the RIP to ensure output meets expectation
- Automating job ticket information reduces manual error and improves reporting

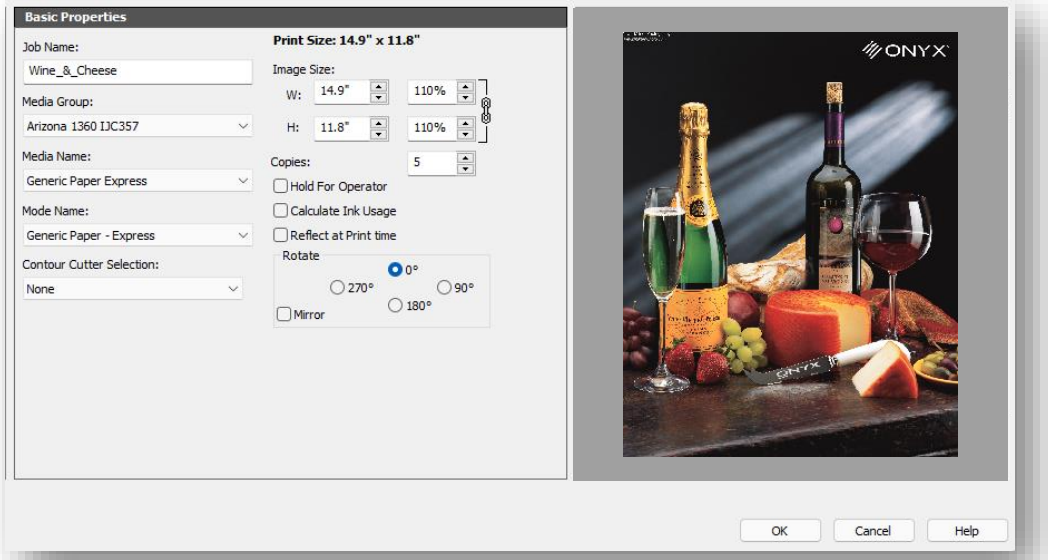

Wine & Cheese_#JMD#_5;110.pdf

=

5 copies, 110% magnification

Enhanced controls for nest management

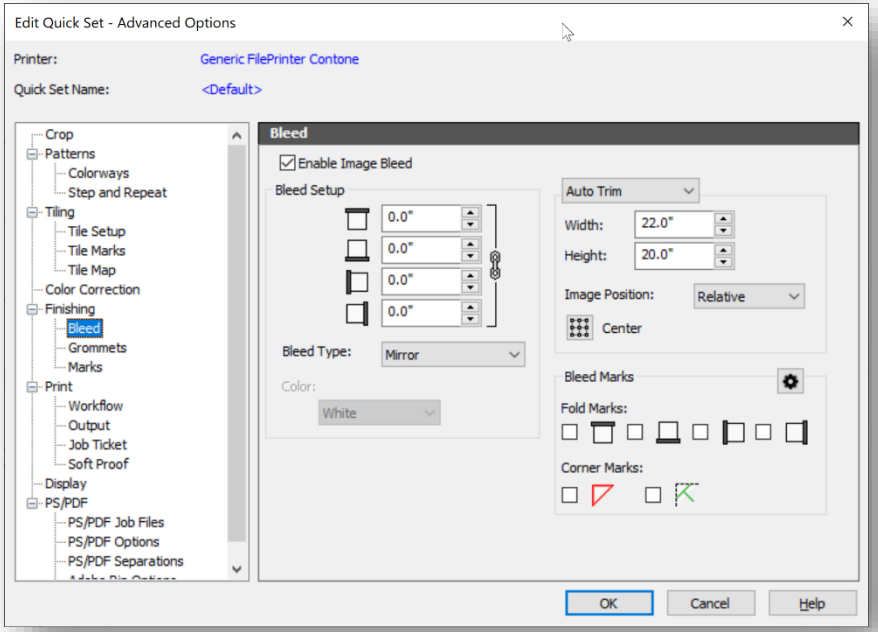

- Easily manage artwork placement with auto-trim for flatbed or DTG printing
- Choose relative or present artwork locations on pre-cut materials in an area before nesting
- Automate placement strategy using Quick Sets

Split copies into jobs to save sheet media

- Split copies to individual prints to manage sheet media usages
- Hold rows based on percent full
- Automate print settings using Quick Sets

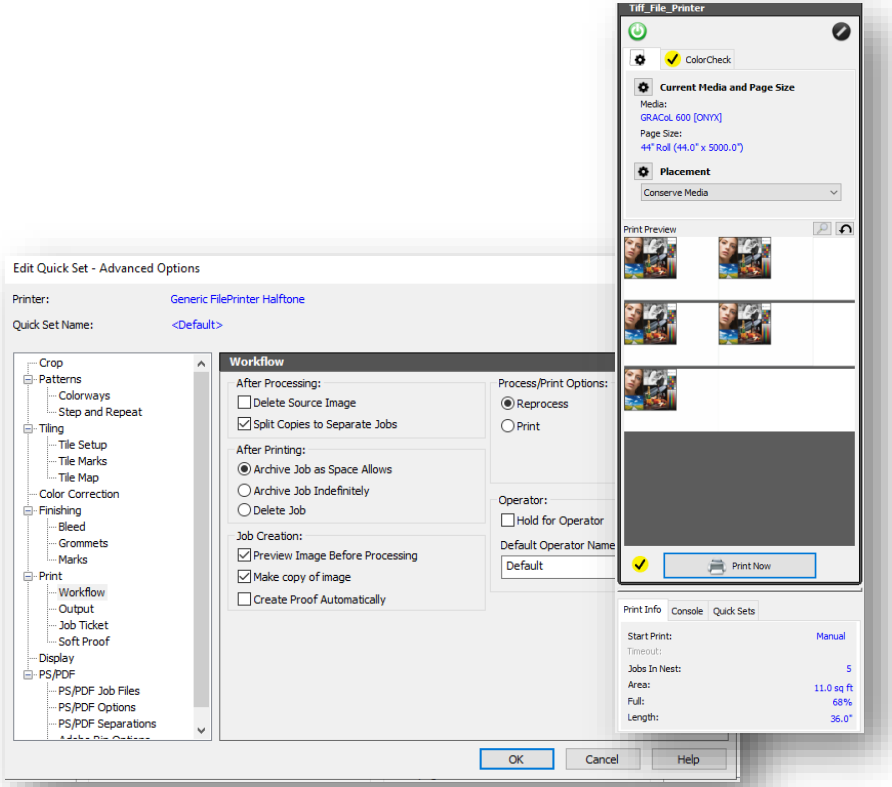

Save time and avoid waste on multiple nests

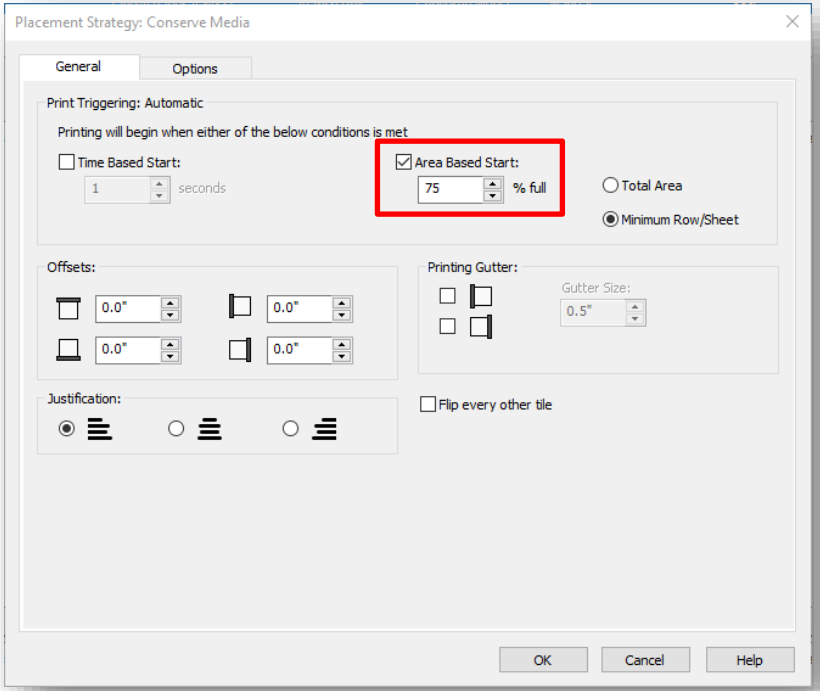

- Row and sheet-based auto print trigger controls
- Print copies across multiple nests
- Choose to hold or automatically release a Row or Sheet based on the percentage full

Remove scaling guesswork for sheet media

- Automate image cropping for sheet media
- Remove sizing guess-work with automated crop-to-fit for any print or printer
- Easily crop artwork to remove unwanted borders, bleed, marks, and trim

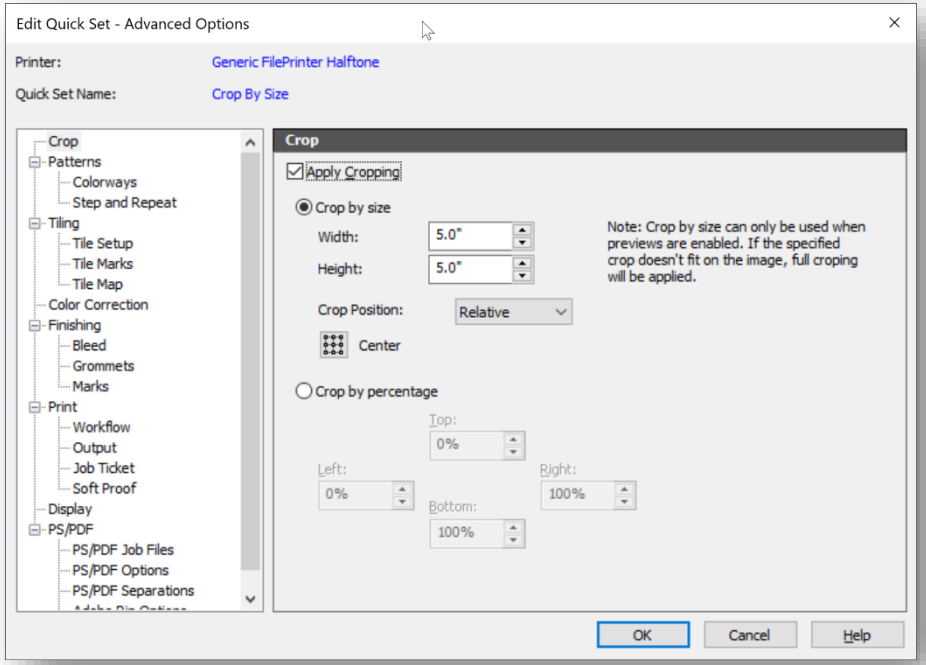

Get version updates without losing printer data

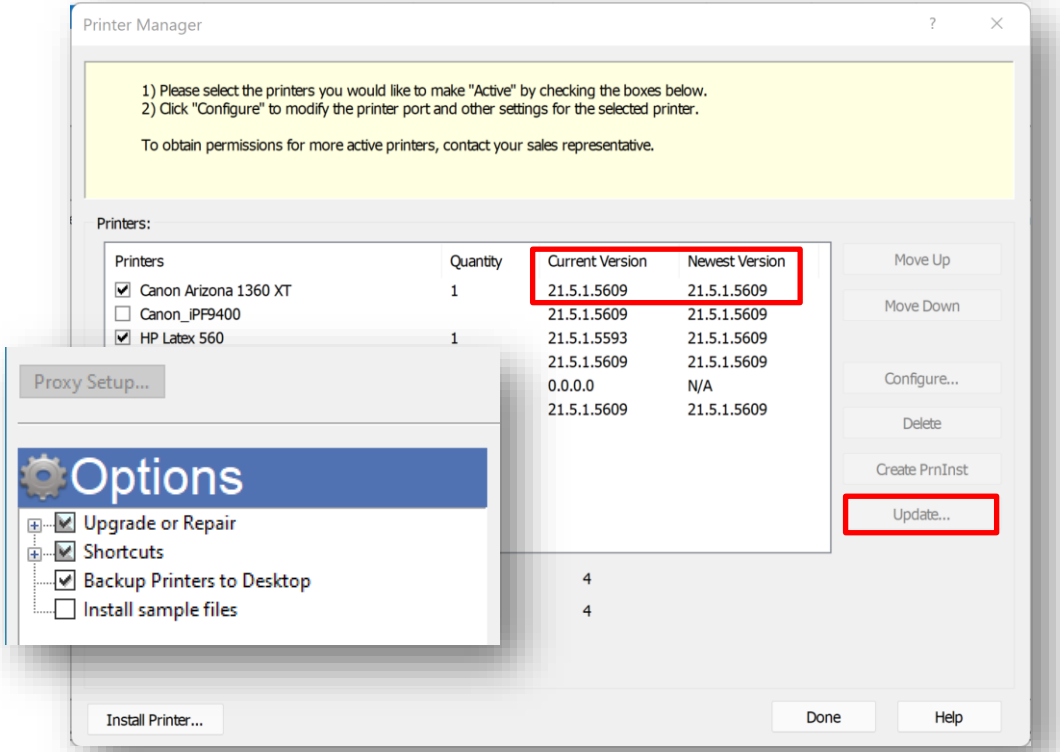

- Easily install, update and back up printer data
- Check printer driver version in printer manager
- Install or update printers directly from RIP-Queue
- Printers automatically backed up at install or version upgrade

New cut mark previews

- Easily verify cutter registration marks with cut mark previews
- New cut mark previews apply to:
  - i-Cut
  - MultiCam
  - ZCC
  - Mimaki ID Cut Series
  - HP Latex Plus
  - Eurosystems OptiScout 2
  - Colex Sharpcut Pro
  - Summa S One
  - Summa S2
  - Graphtec F9000
  - Graphtec CE7000

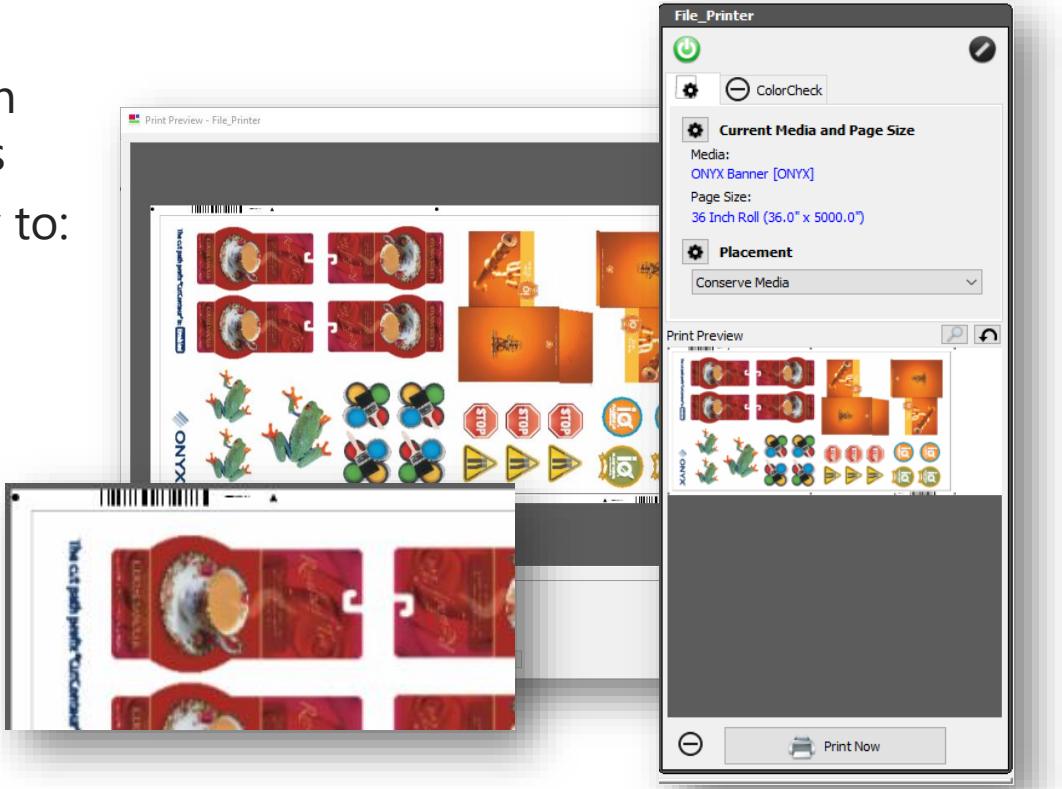

New color tools

New color tools for accuracy and automation

The print industry looks to ONYX software as the standard for color output quality with tools designed for intuitive use.

ONYX color

ONYX 22 introduces new color tools for color accuracy and an all-new ONYX Color Reference Library to create internal color standards across devices.

Set internal color matching for every printer



- New ONYX Color Reference Library for printer color matching
- Quickly see what colors are possible on each device and media
- Find and set color matches based on hue and chroma
- Showcase output capabilities with print buyers
- Booklet displays accurate, close, and simulation colors by device
- Integrated into all ONYX products
- Install and sync pallet to Adobe CS products
- Poster and booklet access to communicate color expectations based on printer output

Fast, easy G7 standards update for any profile

- Easy G7 calibration using ColorCheck*
- Directly update G7 calibration to existing profiles
- One-click G7 update without printing new swatches

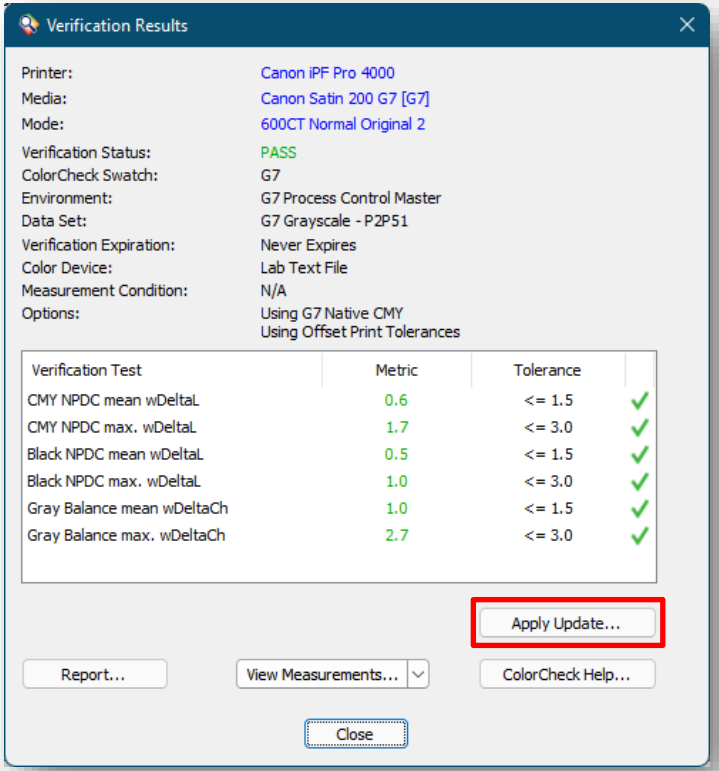

* Requires ONYX Advantage Gold

Enhanced color measurement for textile printing



- Textile light measurement for D65 daylight conditions
- Increase color accuracy for ICC profiles using D65 color with a 10° observer
- Ensure textile color standards are met

The latest Adobe Technology

The latest technology for trusted output

Today's print buyers expect even the smallest graphical elements to be pixel perfect. Print businesses need a solution with technology they can trust.

ONYX 22 utilizes a new algorithm for rendering graphic elements including fine-line rendering for outlined text and barcodes.

Cleaner appearance on fine lines and outlines

- The latest Adobe PDF Print Engine (APPE) 5.7
- Lighter, cleaner appearance of fine lines
- Greater clarity of small point size text that has been outlined
- Ideal for packaging applications

Before

4 pt. Lorem ipsum

2 pt. Lorem ipsum

After

4 pt. Lorem ipsum

2 pt. Lorem ipsum

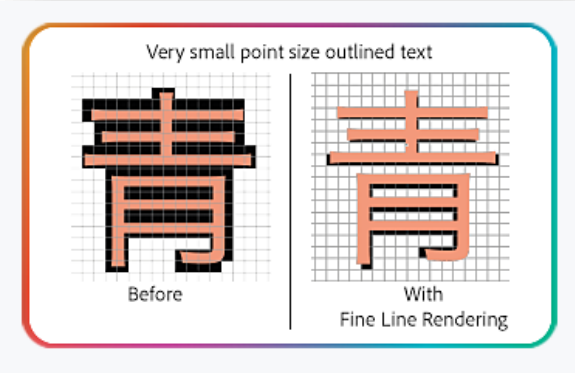

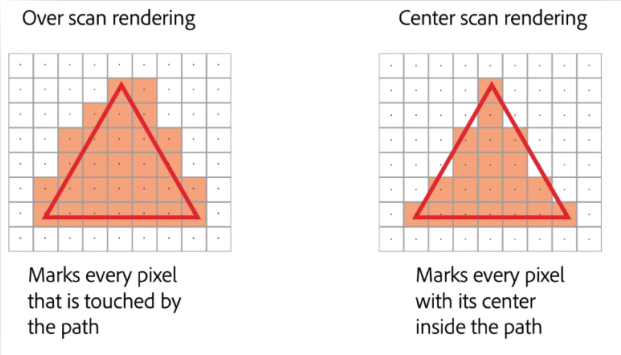

Additional features

Additional features in ONYX 22

- Printer install directly from RIP-Queue
- Access driver data and updates directly from printer manager
- Job count data displayed in RIP-Queue
- Snapshot color output calibration for Contone printers
- Corner radius option for rounding cut-paths
- New sizing options for file open
- Cutter registration mark preview from RIP-Queue (see next slide)
- Default save-to-desktop for printers when upgrading versions
- Automatic printer profile data backups
- Default C: drive installation location
- Multi-bite character support enhancements
- Core product architecture updates
- Modern database technology changes

For more information on the entire ONYX 22 feature list, please log in to the partner portal and visit the product downloads section of the website.